



**FRIEDRICH NAUMANN
STIFTUNG** Für die Freiheit.



30 FACTS ON 30 YEARS OF GERMAN UNITY

IMPRINT

Publisher

Friedrich Naumann Foundation for Freedom
Karl-Marx-Straße 2,
14482 Potsdam
Germany

@ [/freiheit.org](#)

f [/FriedrichNaumannStiftungFreiheit](#)

📺 [/FNFreiheit](#)

Contact

Phone: +49 (0)30 2201 2634
Fax: +49 (0)30 6908 8102
Email: service@freiheit.org

Editorial office

Dr. Dirk Assmann, Liberal Institute of the
Friedrich Naumann Foundation for
Freedom

Concept and layout

TroNa GmbH

ISBN:

978-3-948950-03-3

Issued:

August 2020

License

Creative Commons (CC BY-NC-ND 4.0)

<https://creativecommons.org/licenses/by-nc-nd/4.0>

Note on the use of this publication

This publication is an information service of the Friedrich Naumann Foundation for Freedom. The publication is available free of charge and is not intended for sale. Its use by political parties or by election workers during an election campaign for the purpose of election advertising (federal, state and local elections and elections to the European Parliament) is not allowed.

TABLE OF CONTENTS

INTRODUCTION

30 years of German Unity P. 6

ECONOMY

Unemployment P. 12

Labour Productivity P. 14

Gross wages P. 16

Tourism P. 18

Innovative strength P. 20

Average pension rate P. 22

East German brands P. 24

Registered offices of joint
stock companies P. 26

Company sizes P. 28

Company foundations P. 30

Broadband availability P. 32

10-32

SOCIETY

Urban boom in East Germany P. 36

Migration movements P. 38

East German universities P. 40

Categories: "East" and "West" P. 42

Life satisfaction P. 44

Life expectancy P. 46

Civil engagement P. 48

Rural areas P. 50

View on German Unity P. 52

Childcare P. 54

Average age P. 56

Female employment rate P. 58

Age at first child P. 60

34-60

FUN FACTS

Football clubs of the 1st
Bundesliga P. 64

Eating habits P. 66

Christmas traditions P. 68

Weddings and divorces P. 70

First names P. 72

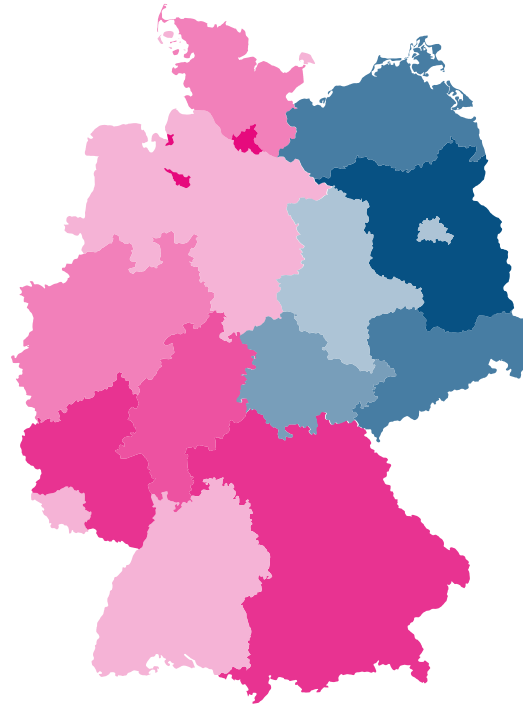
Shopping behaviour P. 74

62-74

30 YEARS OF GERMAN UNITY

October 3, 2020 marks the thirtieth anniversary of the Day of German Unity. In a few years Germany, which was reunited in 1990, will have existed longer than its divided predecessor.

People in Germany have experienced a lot together over the past 30 years: the first participation of the Bundeswehr in NATO's Kosovo mission, the attacks on the World Trade Center, the introduction of the Euro, the world financial crisis and the Corona crisis are only symbolic of the many challenges that had to be overcome in both East and West Germany.



These experiences have allowed Germans to further grow together. The terms "East" and "West" are becoming increasingly blurred.

But that this would happen was not a given. Both parts of Germany had to bridge a divide before they could grow together again.

Not only dealing with the political realities of unification proved to be a big challenge. Putting the underlying basics of German unity - the Einheitsvertrag - on a sound legal footing and reviving the East German economy were tremendous achievements.

Without the great willingness of the people in the East to change, without the East German "can-do" attitude, without the courage of many entrepreneurs to get involved and invest, this would not have been possible.

Without overcoming prejudice and a constantly developing sense of community, this great success would have been unthinkable.

Time to take stock: In our publication "30 Facts about 30 years of German Unity" we take a look at East Germany before unification and the current state of affairs.

On the one hand, this involves major economic and social questions: How high is unemployment? How many people move from the West to the East and vice versa? What about the differences in innovative strength?



**ON OCTOBER 3
2020 GERMANY
CELEBRATES 30
YEARS OF
UNITY.**

At the same time we want to deal with smaller issues: Which products from the East have prevailed? What about eating habits? How do we spend our Christmas?

It is these small differences and peculiarities that make life in Germany so interesting. These differences will (and should) also exist in the future, just as there are differences between the people in Bavaria and North Rhine-Westphalia or between the people in Saxony and Thuringia.

It is important that everyone - in East and West, North and South - has the same opportunities to become happy and live well.



CHAPTER I:

ECONOMY

ECONOMY - FACT CHECK NO. 1

UNEMPLOYMENT

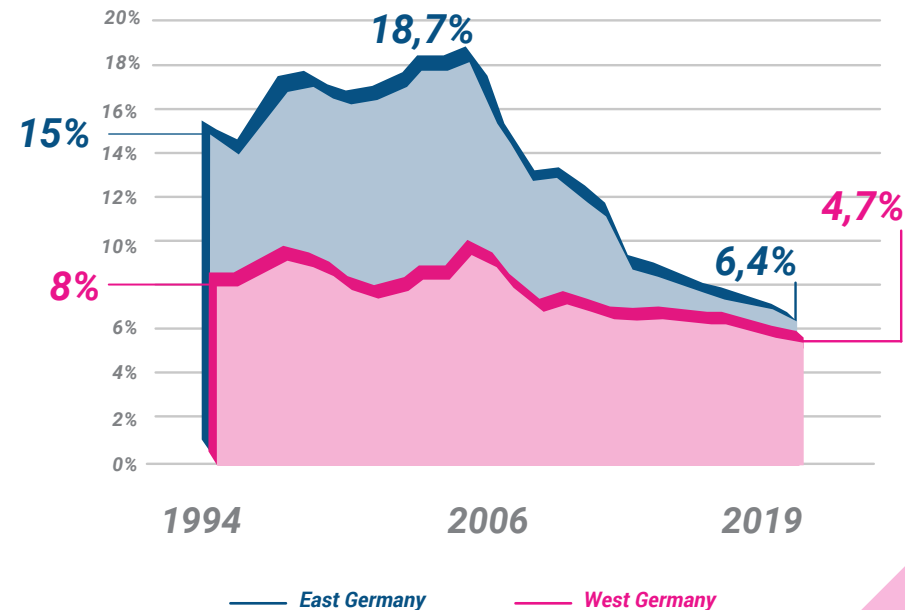
A real success story can be observed in the development of unemployment.¹ In 2019, the difference in unemployment rates² between East and West Germany was only 1.7 percent.

In West Germany, the unemployment rate was 4.7 percent, in East Germany 6.4 percent. Not so long ago, the difference between both parts was still more than ten percent.

East Germany had to cope with the highest unemployment rate of 18.7 percent in 2005. That year the unemployment rate in West Germany also reached its highest level with 9.9 percent.

At that time, it was not possible to predict the positive development which the German labor market would undergo.

UNEMPLOYMENT RATE IN EAST AND WEST GERMANY



Source: Statistik der Bundesagentur für Arbeit

¹This development is partly because of migration from the federal states of East Germany and the increased retirement age in East Germany

²The unemployment rate refers to all civilian employees.

LABOR PRODUCTIVITY

Labor productivity (gross domestic product per employed person) gives important information about how much added value work performance brings. For this reason, the indicator is an important measure for the competitiveness of a region.

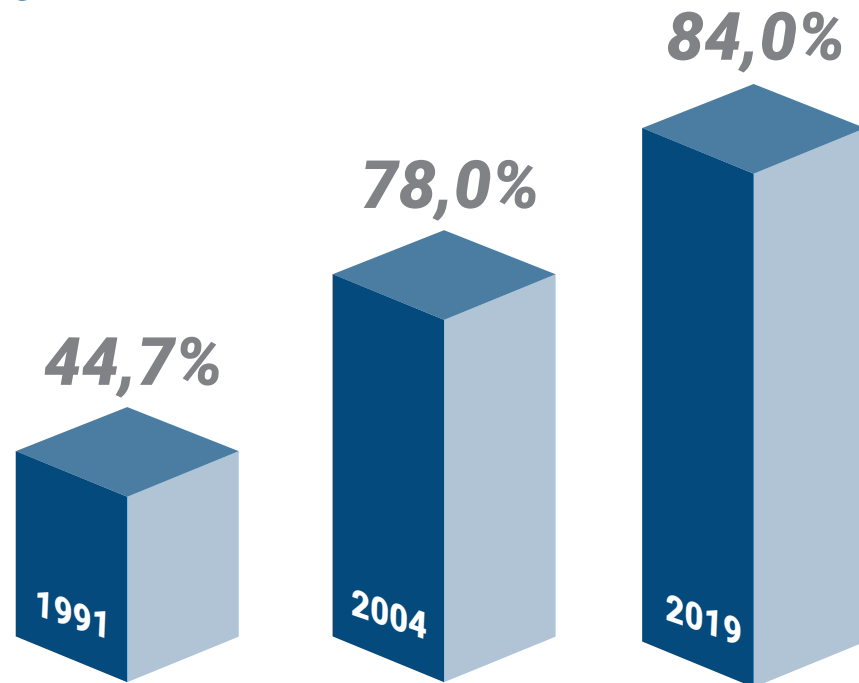
In 1991, productivity in East Germany (including Berlin) was only 44.7 percent of the level in West Germany.

After that, a rapid catch-up process set in. By 2002, the country had reached almost 77 percent of West German labor productivity. In recent years, the East has caught up further, albeit at a much slower pace.

In 2019, a worker in East Germany generated 84 percent of the level of a worker in West Germany. Thus, the labor productivity in East Germany was 65,633 Euro, in West Germany 78,161 Euro. The development is positive on both sides: Productivity in West Germany has increased by about 68 percent since German unification.

In East Germany, productivity has even more than tripled - with Berlin as a dynamic center, which has grown economically faster than all other German states since the middle of the last decade. But it has not yet reached its true potential.

PRODUCTIVITY IN EAST GERMANY AS A PERCENTAGE OF THE LEVEL IN WEST GERMANY



Source: Volkswirtschaftliche Gesamtrechnung der Länder

GROSS WAGES

During the first years after unification wages in East Germany rose rapidly. By 1996, East Germany (including Berlin) had already reached a wage level of almost 80 percent of that of the West.

In the following years, this catching-up process slowed down; relative wages in East Germany stagnated for some years.

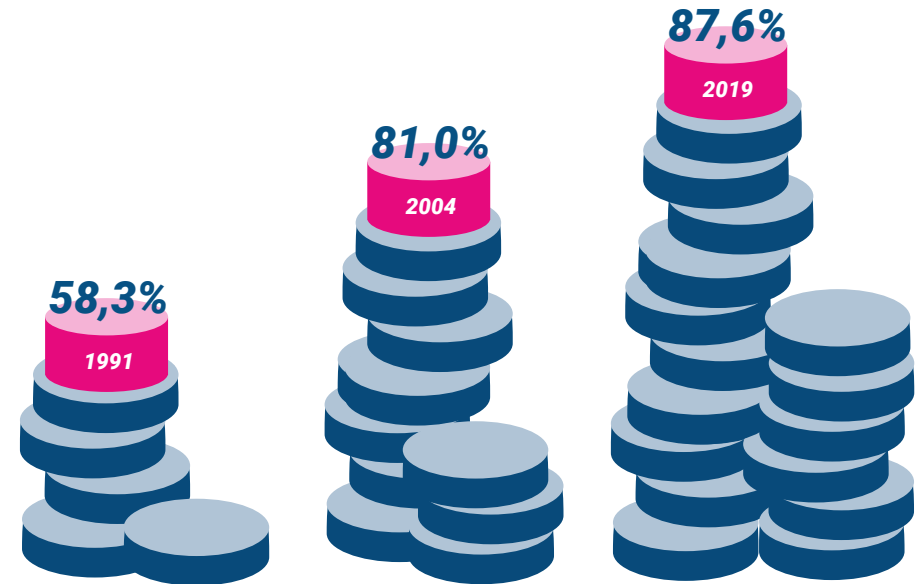
But in the past few years the East has caught up more rapidly again, reaching 87.6 percent of the West's wage level in 2019.

While an employee in West Germany receives an average gross wage of 37,844 Euros, an employee in the East earns on average 33,145 Euros.

Although there are still differences, the trend in the East is remarkable.

While wages in West Germany have increased by about 72 percent since 1991, wages in East Germany have risen by 159 percent.

GROSS WAGES IN EAST GERMANY IN PERCENT OF THE WEST GERMAN LEVEL



Source: Volkswirtschaftliche Gesamtrechnung der Länder

TOURISM

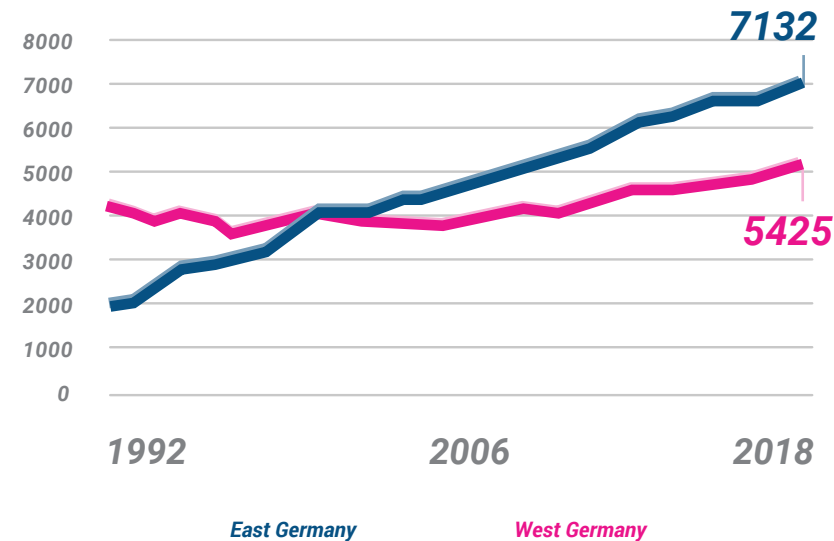
If one looks at the absolute number of overnight stays, West Germany is unsurprisingly in the lead. But putting the number of overnight stays in relation to the population reveals quite a different picture: The East took the lead in 2001. It has strengthened its position ever since.

Among all the German federal states, an East German one is at the forefront: In 2018, Mecklenburg-Vorpommern registered more than 19,000 overnight stays per 1,000 inhabitants.

Schleswig-Holstein, in West Germany, follows a distant second, with less than 12,000 overnight stays per 1,000 inhabitants.

The popularity of Mecklenburg-Vorpommern is not surprising. The Baltic Sea coast, the Mecklenburg Lake District and numerous nature reserves provide the best conditions for recreation.

OVERNIGHT STAYS PER 1,000 INHABITANTS



Source: Statistische Ämter des Bundes und der Länder, own calculations

INNOVATIVE STRENGTH

It is almost impossible to measure the actual innovative strength of regions. But there are indicators that can provide important information on regional innovation capabilities. The difference between East and West is particularly large for two of these indicators.

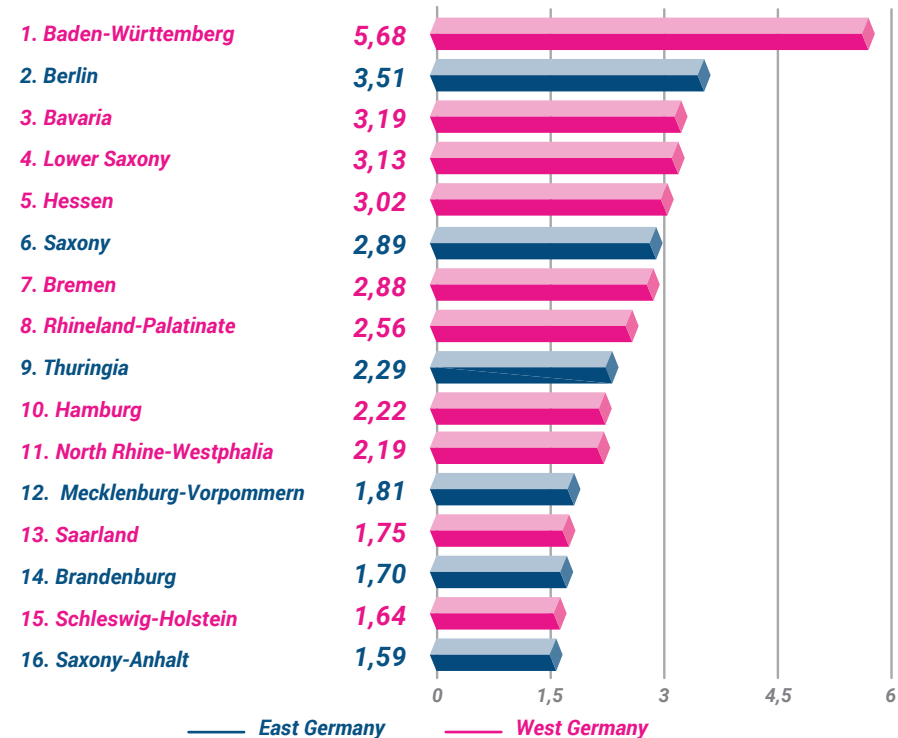
The number of patent applications per 100,000 inhabitants is still more than four times higher in West Germany than in East Germany. The east-west gap has even widened in recent years.

The proportion of people working in research and development in West Germany is also more than twice as high as in the East, and here, too, the gap is widening.

Nevertheless, the framework conditions in the East are good: Rents and the cost of living are low. Good universities attract talent. Spending on research and development, especially in Saxony and Thuringia, shows a growing awareness of the necessities.

A policy that pursues a further alignment of living conditions in East and West Germany should therefore focus on an innovation-friendly policies for East Germany. Berlin, home to 40 percent of all German start-up companies, has the potential to be a growth engine for the eastern start-up scene.

INTERNAL RESEARCH AND DEVELOPMENT EXPENDITURES 2018, SHARE OF GDP



Source: Federal and State Statistical Offices

AVERAGE PENSION RATE

During reunification, around four million former GDR citizens had to be integrated into the Federal Republic's pension system. This was undoubtedly a historic task.

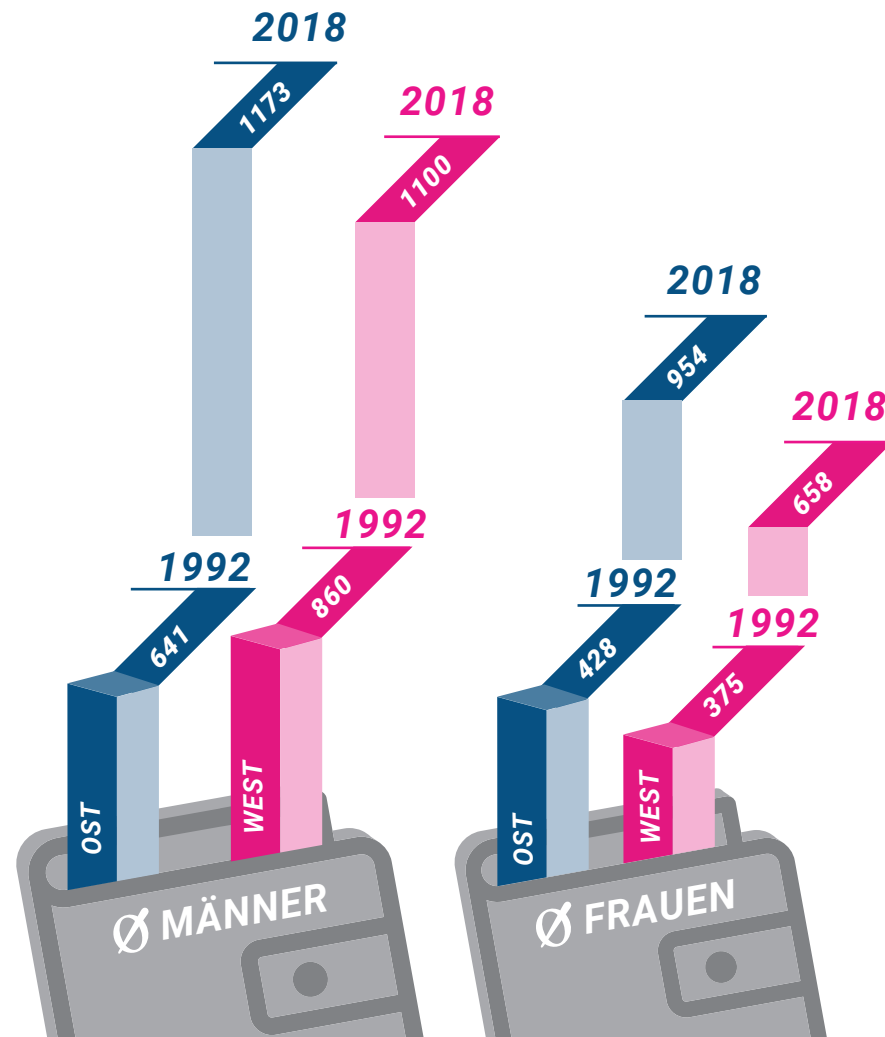
If one looks at the average monthly pensions³ from the statutory pension insurance, it is noticeable that East German pensioners achieve on average even a higher pension than their western compatriots.

East German men received an average of 1,173 Euros per month in 2018, while men in West Germany received an average monthly pension of only 1,100 Euros. The east-west gap is particularly large for women.

³ The pensions under this consideration are the pensions of the insured.

In East Germany, the average statutory pension in 2018 was 954 Euros per month; in West Germany, women received only 658 Euros per month on average.

The east-west difference can be attributed to the fact, among other things, that most eastern German pensioners have more contribution years to show for their work. Women, in particular, were more likely to work full-time in the East and less likely to work part-time than in the West.



EAST GERMAN BRANDS

Besides the "Trabi", East Germany's notorious contribution to the global car industry, many other well-known eastern products have not survived unification. But others have written amazing success stories. Because of their outstanding quality and inventiveness they have thrived - not only in the West, but worldwide.

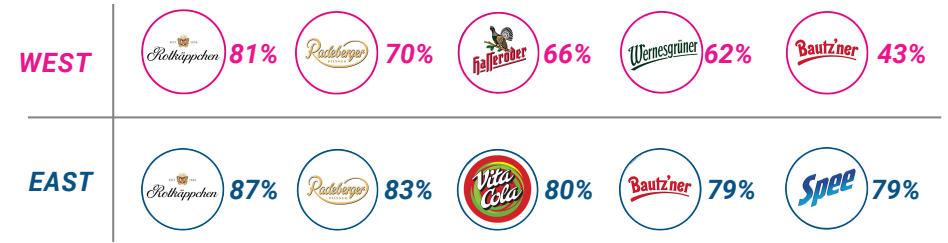
Porcelain from Meissen and the watches from A. Lange & Söhne stand for traditional German craftsmanship. Halloren's sweets are also very popular - around 4 million scoops of the cream cocoa variety are produced every month.

Those who like it rather spicy instead of sweet, eat Bautz`ner Senf: 24 million cups of the popular medium spicy mustard are sold annually. One thing unites the Germans and the whole world: The love for beer. This includes the East German sales hits Köstritzer, Hasseröder and Radeberger.

In recent years, the Radeberger Group's worldwide sales reached 2.2 billion euros.

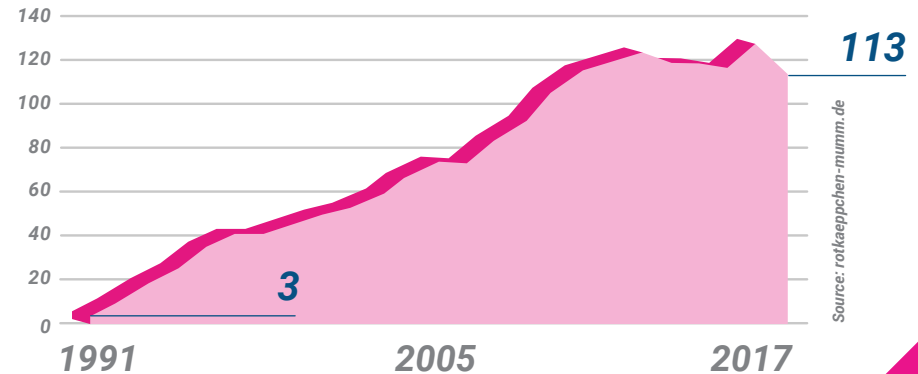
Rotkäppchen, the best-known eastern brand, was particularly successful. Initially, Rotkäppchen had the same problems as other East German companies during the reunification. Due to the loss of sales channels, 300 of the 360 employees had to be laid off by the end of 1991. But slowly the brand was able to establish itself in the West. In 2001, Rotkäppchen became the market leader in Germany and took over producers like Mumm, Jules Mumm or MM. Today Rotkäppchen sells well over 100 million bottles of sparkling wine worldwide.

PERCENTAGE OF RESPONDENTS WHO KNOW THE FOLLOWING BRANDS...



Source: West-East Brand Study 2016

WORLDWIDE SALES OF ROTKÄPPCHEN SPARKLING WINE (IN MILLIONS OF BOTTLES)



Source: rotkaeppchen-mumm.de

HEADQUARTERS OF STOCK CORPORATIONS

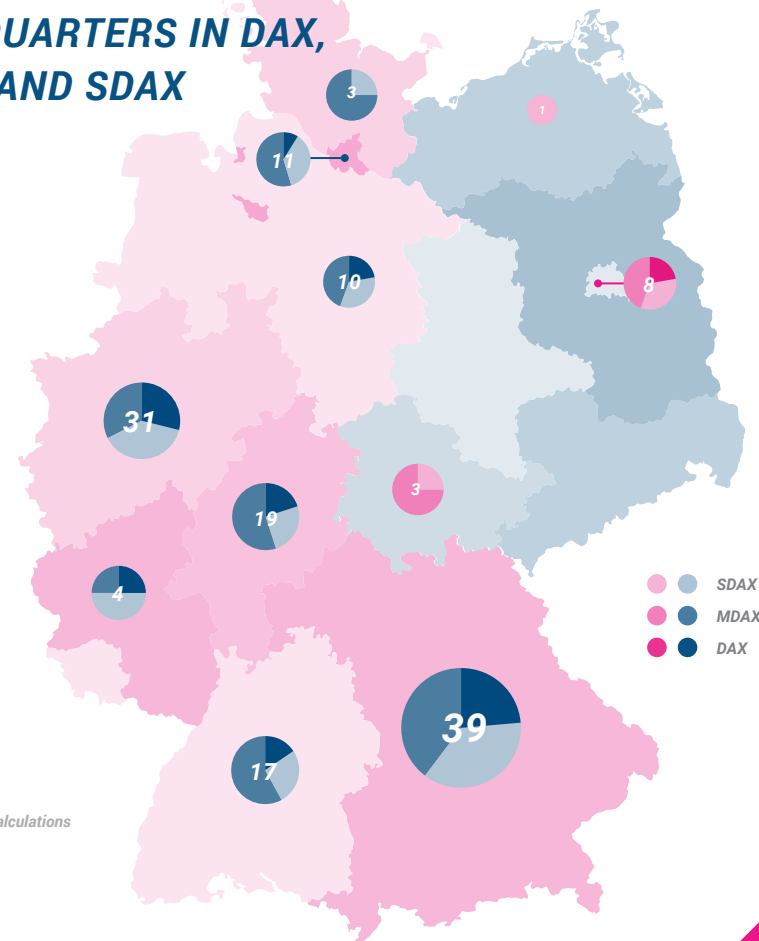
The largest stock corporations in Germany rarely have their headquarters in East Germany. Among the 30 Dax companies, only Deutsche Wohnen and Siemens have their headquarters in Berlin.

Berlin is also home to four companies listed on the MDax and two companies listed on the SDax. But other states in eastern Germany are less successful.

Thuringia hosts one MDax and two SDax companies. Mecklenburg-Vorpommern is home to one SDax company.

But Brandenburg, Saxony and Saxony-Anhalt have - at least so far - none. Thus, from the 160 companies listed in Dax, MDax and SDax, only 12 (7.5 percent) are based in East Germany

NUMBER OF COMPANY HEADQUARTERS IN DAX, MDAX AND SDAX



Source: Wikipedia, own calculations

ECONOMY - FACT CHECK NO. 9

COMPANY SIZES

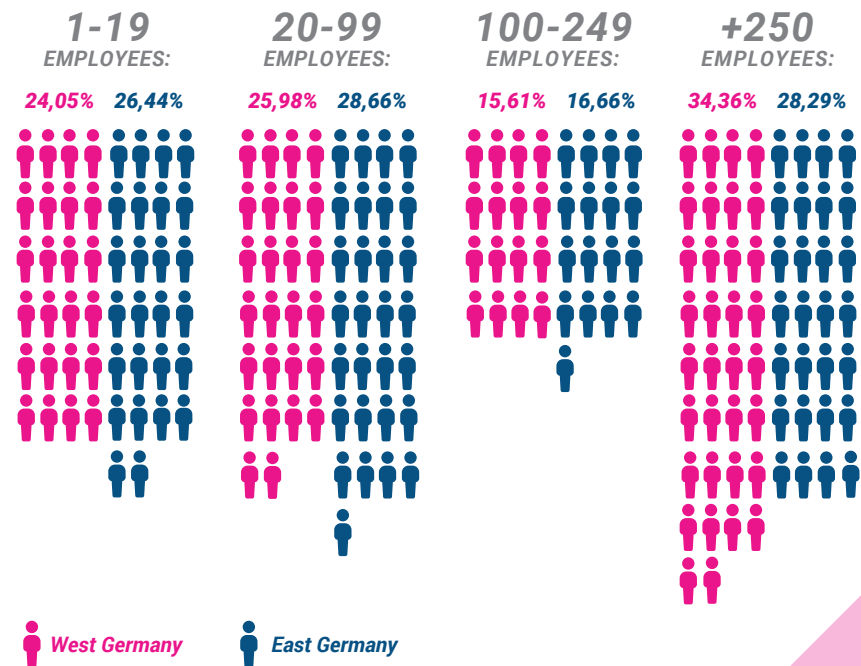
Compared to West Germany, the East German economic structure is more strongly characterized by small and medium-sized companies. The percentage of employees working in companies with more than 250 employees is significantly higher in the West than in the East (34% vs. 28%).

Employees in East Germany, on the other hand, are predominantly employed in small and medium-sized companies. Experts see this "smallness" as one reason for the continuing weakness of innovation in eastern Germany.

That is because larger companies invest more in research and development, are more export-oriented and serve as anchor points for further company settlements.⁴

But smaller companies also offer advantages: they ensure a diversified economic structure in their regions and make them less dependent on individual large corporations. Thus, an economic policy that supports small and medium-sized companies also serves as a support program for the East German economy.

SHARE OF EMPLOYEES IN EAST AND WEST GERMANY IN COMPANIES



Source: Statistics of the Federal Employment Agency, own calculations

⁴See e.g. DIW Econ (2015): The small-scale nature of the East German economy (https://diw-econ.de/wpcontent/uploads/2015/06/DIW-Econ_Kleinteiligkeit-der-ostdeutschen-Wirtschaft_v4.0_online.pdf)

COMPANY FOUNDATIONS

In terms of the number of companies founded, East Germany still lags far behind the West. In 2018, there were only six companies started per 1,000 inhabitants in the five eastern German states.

In West Germany, however, there were more than 8 company foundations per 1,000 inhabitants. But with Berlin, eastern Germany has the undisputed founding stronghold. There are more than 12 companies founded per 1,000 inhabitants in the federal capital.

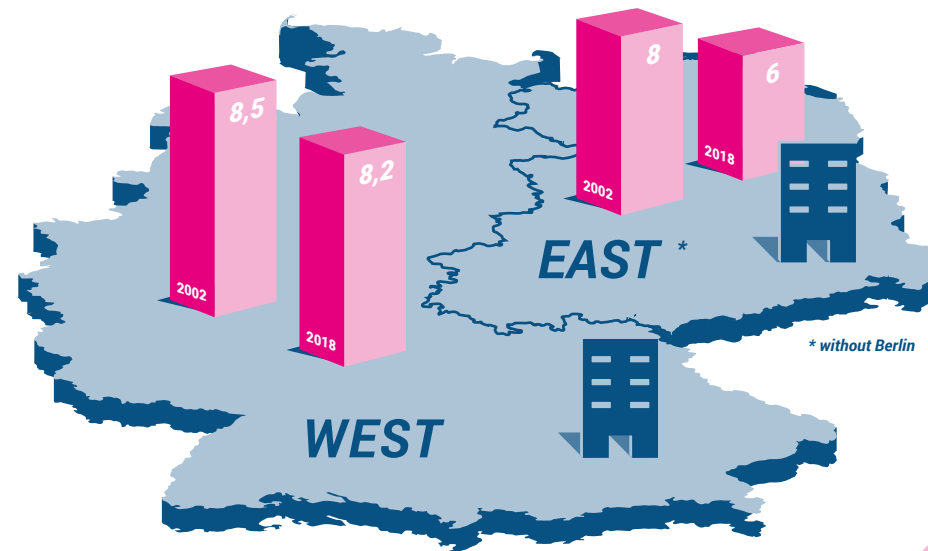
Eastern German states could benefit even more from Berlin as a start-up engine. Therefore, the Berlin start-up scene should be better linked with the surrounding cities and their universities.



WITH BERLIN THE EAST HOSTS THE CAPITAL OF THE GERMAN START-UP SCENE.



COMPANY FOUNDATIONS PER 1,000 INHABITANTS



Source: Statistische Ämter des Bundes und der Länder

BROADBAND AVAILABILITY

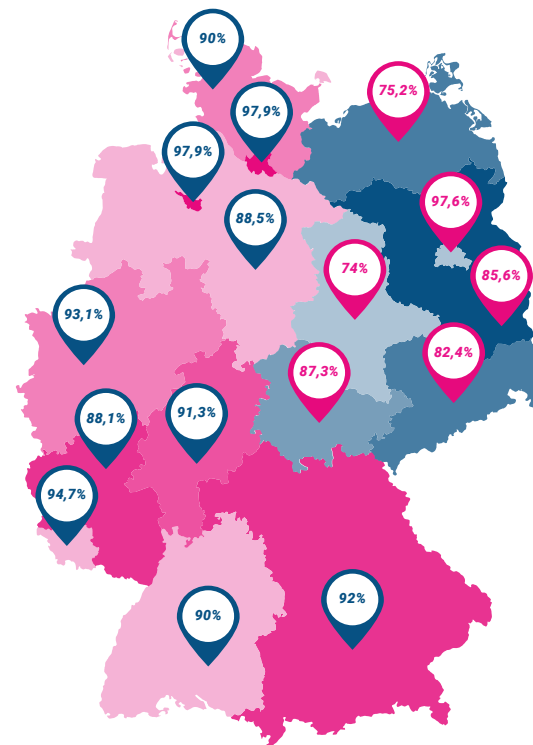
Access to high-speed internet will become even more important in the future. No innovative company will settle in a region where no fast internet is available.

A look at broadband availability in the 16 federal states shows that the five eastern German states have enormous disadvantages in this area.

Politicians must therefore do everything in their power to drive forward the expansion of fiber optics.

In order to make fiber optic expansion in rural areas more attractive, tenders should take the form of regional clusters. These clusters bring together attractive rural and urban regions in need of support.

HOUSEHOLDS WITH FAST BROADBAND INTERNET*



1. Bremen: 97,9%
2. Hamburg: 97,9%
3. Berlin: 97,6%
4. Saarland: 94,7%
5. North Rhine-Westphalia: 93,1%
6. Bavaria: 92%
7. Hessen: 91,3%
8. Schleswig-Holstein: 90%
9. Baden-Württemberg: 90%
10. Lower Saxony: 88,5%
11. Rhineland-Palatinate: 88,1%
12. Thuringia: 87,3%
13. Brandenburg: 85,6%
14. Saxony: 82,4%
15. Mecklenburg-Vorpommern: 75,2%
16. Saxony-Anhalt: 74%

*Households with a connection > 50 Mbit/s

Source: BMWI - Current broadband availability in Germany



CHAPTER II:

SOCIETY

SOCIETY - FACT CHECK NO. 12

URBAN BOOM IN EAST GERMANY

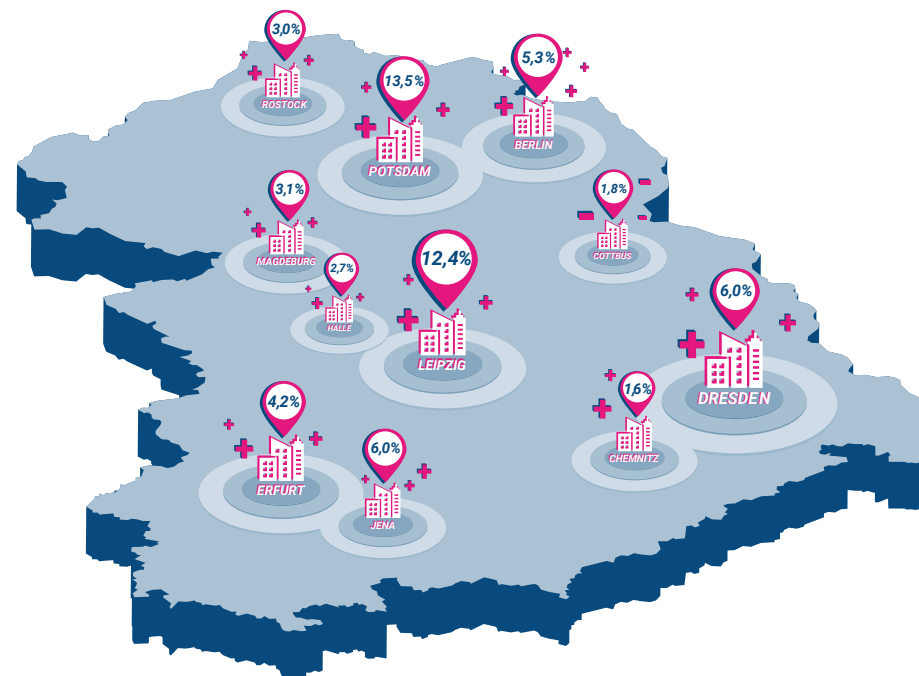
East Germany is home to eleven major cities, i.e. eleven cities with a population of more than 100,000. Although most people only talk about the population explosion in Berlin, one can speak of a real urban boom in East Germany.

Since 2010, ten of the eleven major east German cities have gained inhabitants, and not by a narrow margin: Potsdam and Leipzig have recorded double-digit growth rates;

Dresden and Jena have also grown faster than the federal capital Berlin since 2010.

Only Cottbus has lost inhabitants in this period. This might mean that the city may soon lose its "big city status". The current population level is only 219 inhabitants above the crucial limit of 100,000.

POPULATION GROWTH FROM 2010 TO 2018



Source: Statistische Ämter des Bundes und der Länder, own calculations

MIGRATION MOVEMENTS

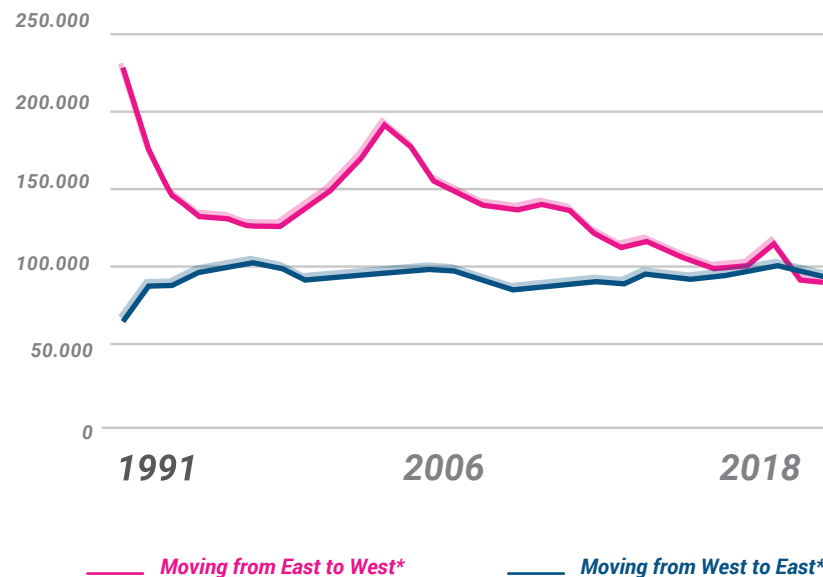
Until 2016, each year more people moved from East to West Germany than vice versa.

These waves of migration were particularly strong in the first years after German reunification and then again after the turn of the millennium when unemployment in East Germany reached its highest level and young adults in particular moved to West.

In the following years, however, the migration from East to West decreased.

In 2017, for the first time, more people moved from West to East than in the opposite direction. This continued in 2018. The time of emigration waves seems to be finally over for East Germany.

MIGRATION MOVEMENTS WITHIN GERMANY



**Without Berlin
Source: Statistische Ämter des Bundes und der Länder

EAST GERMAN UNIVERSITIES

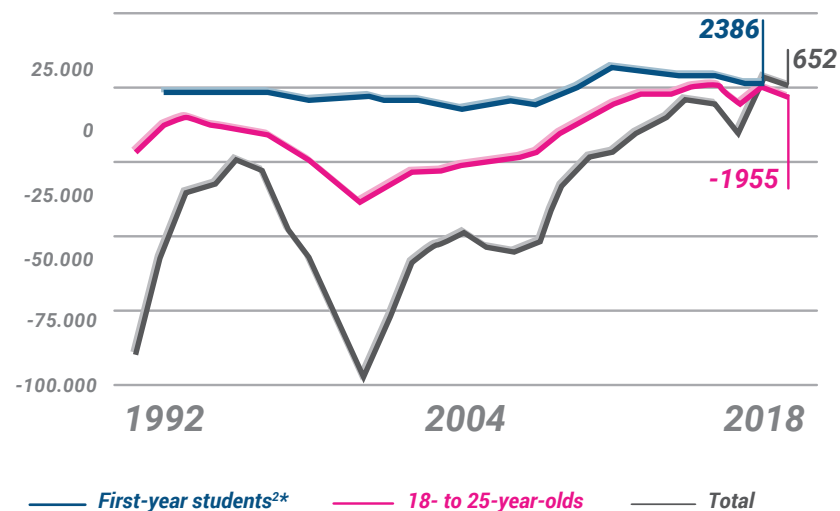


EAST GERMAN UNIVERSITIES ARE INCREASINGLY ATTRACTIVE FOR STUDENTS.

East German universities are increasingly attractive for students.

From 1996 to 2009 there was more net migration of students from East to West. But in the 2017 academic year around 2400 first-year students more moved from West German to East German states than vice versa.

NET MIGRATION FOR EAST GERMANY (WITHOUT BERLIN)^{1*}



^{1*}Without Berlin / ^{2*}1992/2018 no values for first-year students available

Source: Statistisches Bundesamt (Destatis), 2020

CATEGORIES: „EAST“ AND „WEST“

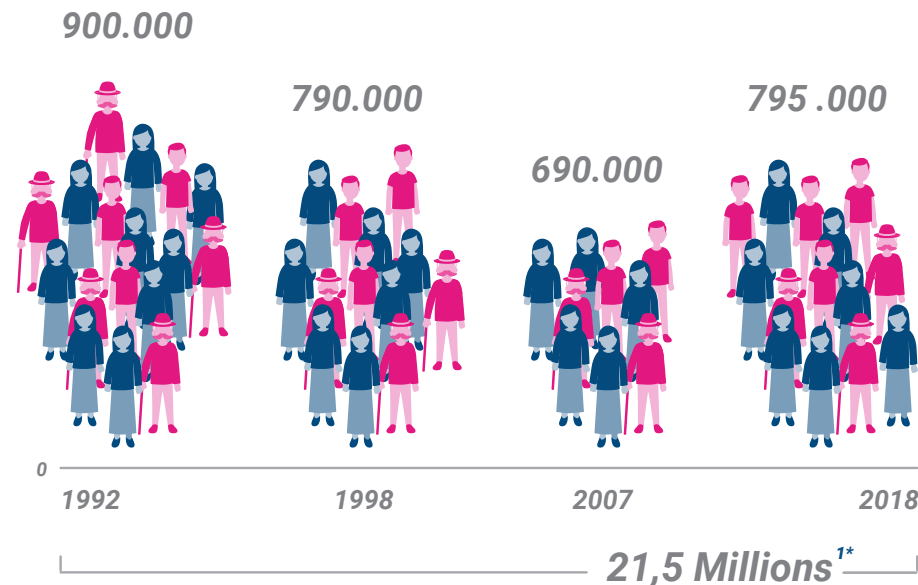


ARE "EAST" AND "WEST" STILL VALID TERMS?

Between 1990 and 2018, about 21.5 million people were born in Germany. All these people have never personally experienced the division of Germany. They know it only from stories.

Probably no one born after 1986 will actively remember the division of Germany. With these figures, one must seriously ask oneself whether, and for how long, the way of thinking in the categories "East" and "West" is still valid.

NUMBER OF BIRTHS IN GERMANY



^{1*}Total number of births between 1992 - 2018

Source: Statistische Ämter des Bundes und der Länder

LIFE SATISFACTION

Currently, Germans evaluate their life satisfaction on a scale from 0 to 10 with 7.14*

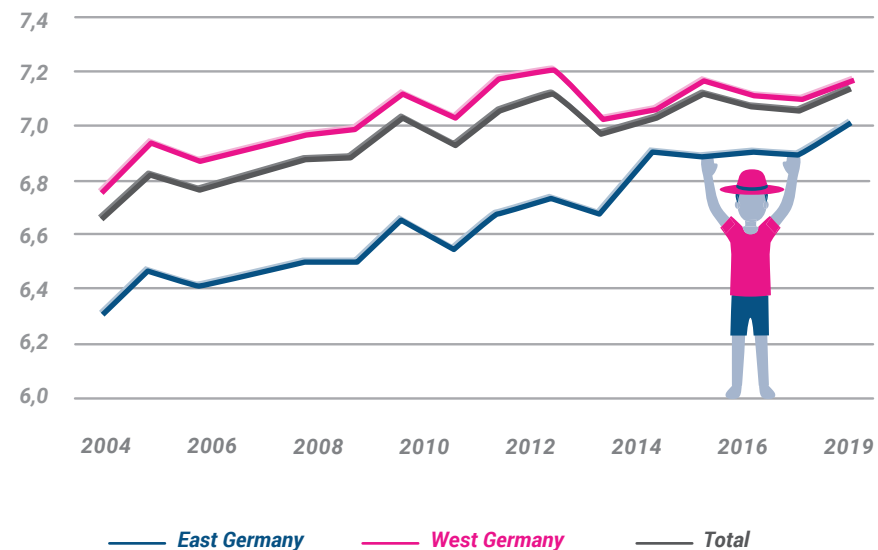
In West Germany, this value is 7.17, while it is 7.0 in East Germany. In 2019, East Germany achieved the highest level of satisfaction since German unification.

Since 2004/2005, the average level of life satisfaction in West and East Germany has developed almost uniformly and the levels of life satisfaction have continued to

converge between the two parts of the country.

This development has been most clearly visible in the past ten years in terms of satisfaction with work, personal and household income. People in East Germany are now just as satisfied with their leisure time as people in West Germany.

LIFE SATISFACTION IN GERMANY BY REGION IN 2019



*0: not satisfied at all, 10: completely satisfied

Source: Deutsche Post Happiness Atlas 2019

LIFE EXPECTANCY

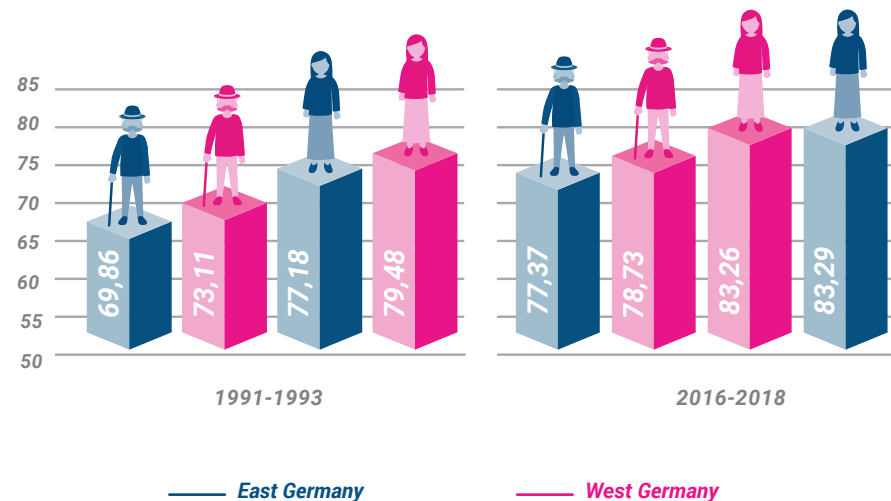
Immediately after reunification, the life expectancy of newborns in East Germany was still well below the life expectancy in West Germany.

A boy who was born in East Germany between 1991 and 1993 could expect to live for 69.86 years. At the same time, a newborn boy in West Germany had a life expectancy of 73.11 years.

This difference was somewhat smaller for girls. A girl born between 1991 and 1993 in East Germany had a life expectancy of 77.18. In West Germany the girl would have had a life expectancy of 79.48 years.

For babies born between 2016 and 2018, the differences between East and West are already much smaller. In some aspects, the pendulum has even swung the other way: Newborn girls in East Germany now have the highest life expectancy in Germany. A girl born in East Germany between 2016 and 2018 has a life expectancy of 83.29 years - slightly longer than a girl born in the western part of the federal republic.

LIFE EXPECTANCY IN EAST AND WEST



Source: Statistische Ämter des Bundes und der Länder

CIVIC ENGAGEMENT

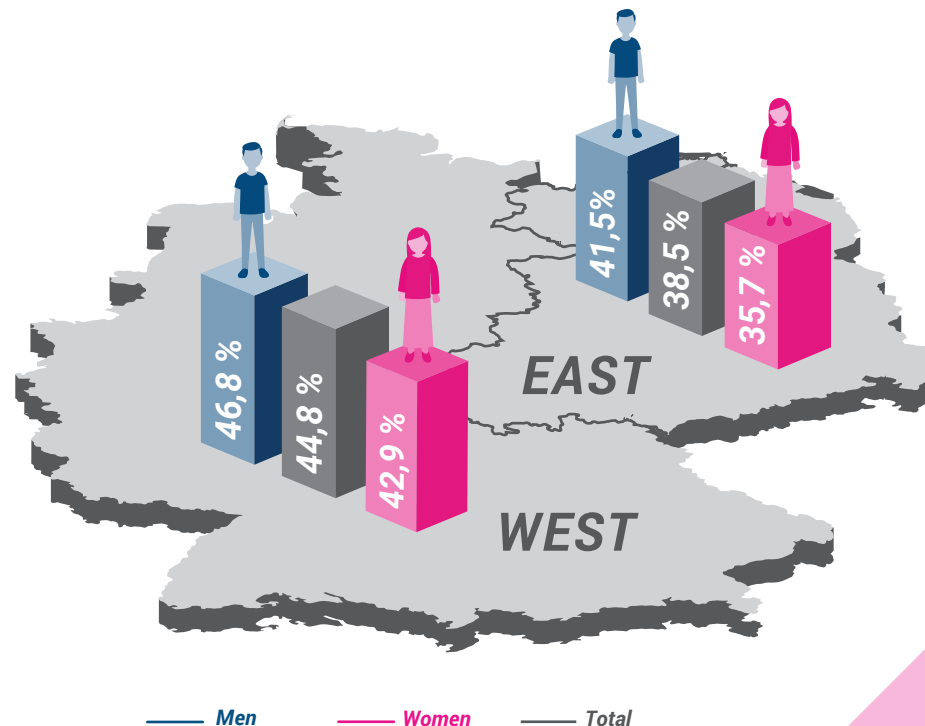
People in West Germany show more civic engagement than in East Germany. The most recent data comes from the Volunteer Survey 2014, according to which 44.8 percent of all West Germans are volunteers in their free time.

In East Germany, this share is only 38.5 percent. The survey data show that there is a particularly large east-west difference in the level of civic engagement among women.

Since the first volunteer survey in 1999, however, the proportion of volunteers in East Germany has increased significantly. Since then, the proportion of volunteers in East Germany (including Berlin) has increased by 10.6 percentage points.

The highest level of civic commitment is found in Rhineland-Palatinate with a commitment rate of 48.3 percent. In East Germany, Mecklenburg-Vorpommern leads the way with 42.8 percent.

CIVIC ENGAGEMENT IN EAST AND WEST



Source: Freiwilligensurvey 2014

RURAL AREAS

A glance at the map of Germany quickly makes it clear that eastern Germany is much more rural than western Germany.

While 142 of the 324 districts in West Germany (approx. 44 percent) are rural, in the East 61 of the 77 districts (approx. 79 percent) are rural.⁴

This is also reflected in the population density. In the new federal states (excluding Berlin), 116 people live

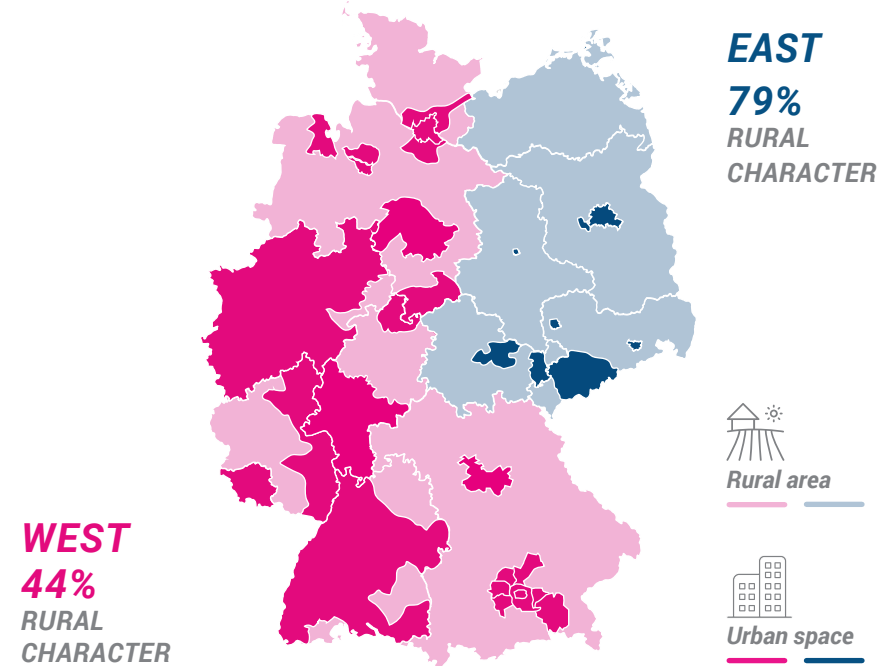
per square kilometer. In the old federal states, there are 268 people per square kilometer, which is more than twice as many.⁵

When analyzing the economic differences between East and West Germany, this fact should always be kept in mind, since the economic potential of rural regions is not comparable with the economic power of urban regions.

⁴ The distinction between rural and urban regions is based on the definition of the Federal Institute for Research on Building, Urban Affairs and Spatial Development (BBSR). This is based on three characteristics: population share of the district in large and medium-sized cities, population density of the district, population density of the district without large and medium-sized cities.

⁵ Annual Report of the Federal Government on the State of German Unity 2019, p.52.

URBAN AND RURAL AREA



Source: BBSR, raumbeobachtung.de

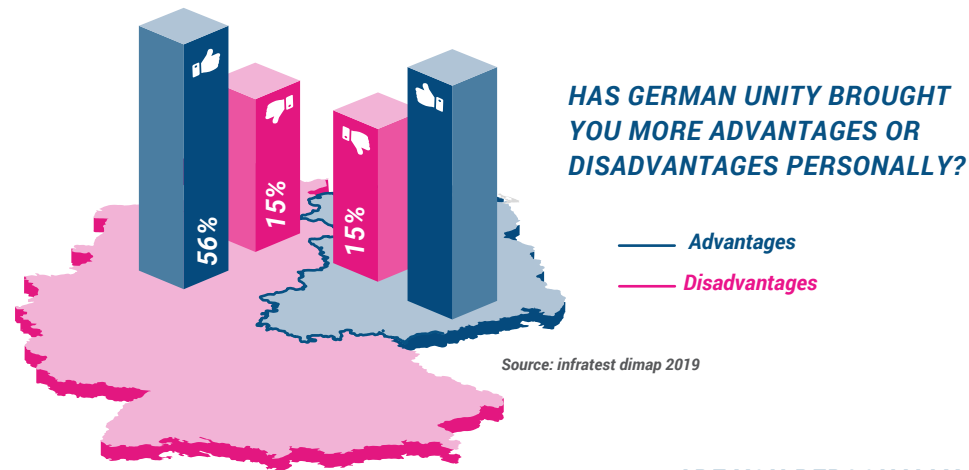
VIEWS ON GERMAN UNITY

What the people of East Germany have achieved in the past 30 years deserves the greatest recognition. For this reason alone, the image of the "Jammer-Ossi", the always complaining Easterner, is inappropriate.

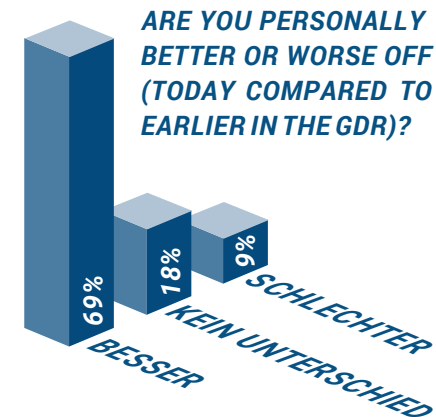
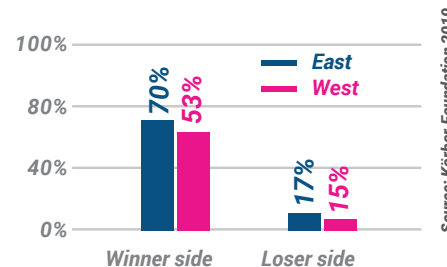
Recent survey results provide further arguments for refuting this prejudice. People in East Germany in particular say that German reunification has brought them more personal advantages than disadvantages.

In another survey, 69 percent of former GDR citizens say that they are better off today compared to their former lives in the GDR.

Only 9 percent of those surveyed would rate their current life as worse than it was back in the "old days". That 70 percent of East Germans consider themselves winners of German unification, compared with only 53 percent in the West, fits in well with this.



DO YOU FEEL MORE ON THE WINNER OR THE LOSER SIDE OF REUNIFICATION?



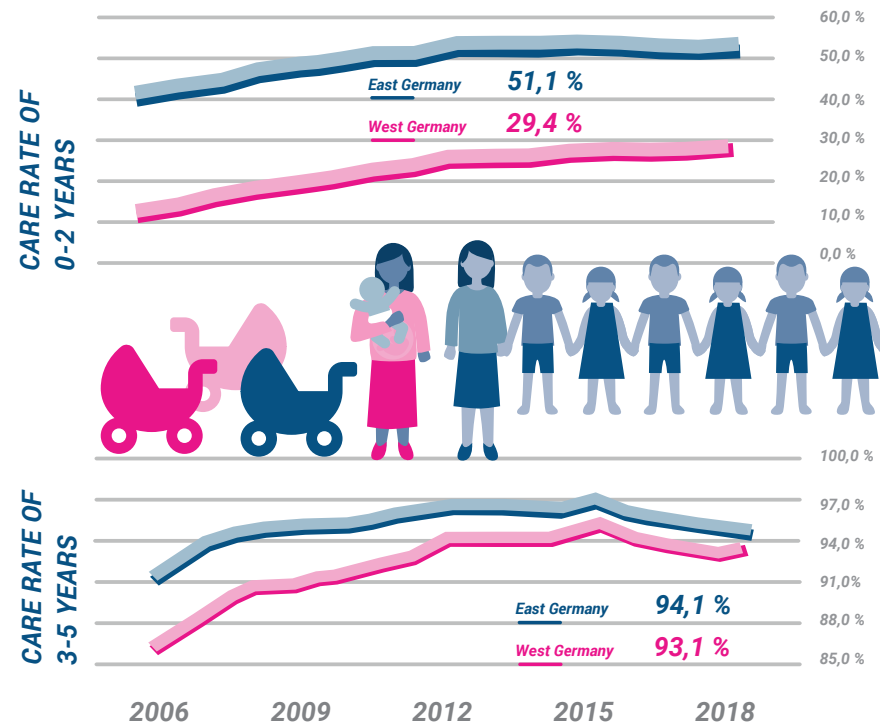
CHILDCARE

Even 30 years after the reunification, a much higher percentage of East Germans use childcare facilities than Westerners. The difference in childcare rates is more than 20 percentage points, especially for children under three years of age.

East Germany also tops the table in the care of children between the ages of three and five. But West Germany is slowly catching up.

In 2018, the care rates of three to five-year-olds in East and West Germany were only one percentage point apart.

The figures also reflect that in the former GDR it was more common to use external childcare.



Source: BMFSFJ – Kindertagesbetreuung Kompakt

AVERAGE AGE

On average, people in eastern states are significantly older than in western states.

In terms of average age, the five East German states occupy the top five places in a national comparison.

Saxony-Anhalt occupies the top position with 47.8 years. At the lower end of the table are the city states of Hamburg and Berlin. There the average age of people is 42.1 and 42.6 years, respectively.

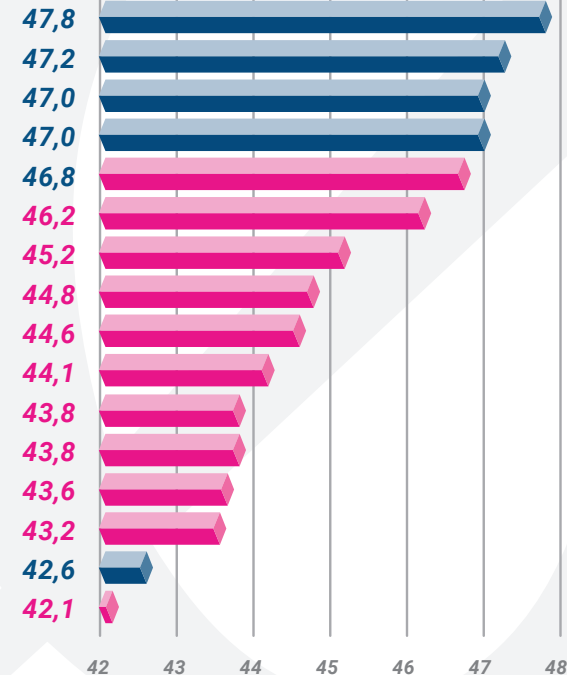
In East Germany, the average age has risen from 37.9 to 46.3 years since 1990.

In West Germany, the average age rose from 39.6 years to 44.0 years in the same period.⁶

This development was influenced in particular by declining birth rates and migration losses. Due to the positive development observed in recent years, it can be assumed that the difference in average age between East and West will not increase further.

AVERAGE AGE OF THE POPULATION (2018)

1. Saxony-Anhalt
2. Thuringia
3. Brandenburg
4. Mecklenburg-Vorpommern
5. Saxony
6. Saarland
7. Schleswig-Holstein
8. Rhineland-Palatinate
9. Lower Saxony
10. North Rhine-Westphalia
11. Bavaria
12. Hessen
13. Bremen
14. Baden-Württemberg
15. Berlin
16. Hamburg



— East Germany
— West Germany

Source: Statistische Ämter des Bundes und der Länder

⁶ Leibniz Institute for Economic Research Halle (2019): Average age of the population: marked east-west divide (<https://www.iwh-halle.de/publikationen/detail/aktuelle-trends-durchschnittsalter-der-bevoelkerung-deutliches-ost-west-gefaeelle/>)

FEMALE EMPLOYMENT RATE

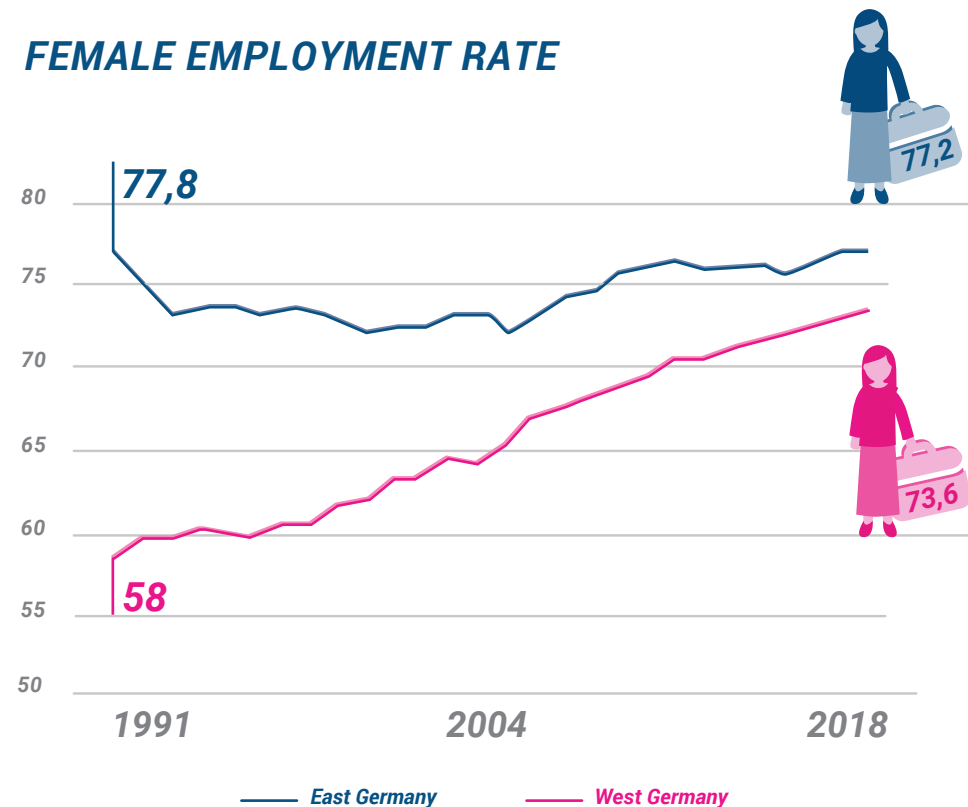
In the former GDR, women's professional activity was more or less a given. Comprehensive childcare facilities, which made it possible to reconcile work and family life in the first place contributed to this.

The female employment rate measures the share of the female labour force among all women aged 15 to under 65 years. This rate is still significantly higher in East Germany than in West.

But West Germany is slowly catching up: In 2018 the difference between East and West was only 3.6 percentage points.

This adjustment is also only possible because childcare rates in the West are slowly adjusting to the East German level.

FEMALE EMPLOYMENT RATE



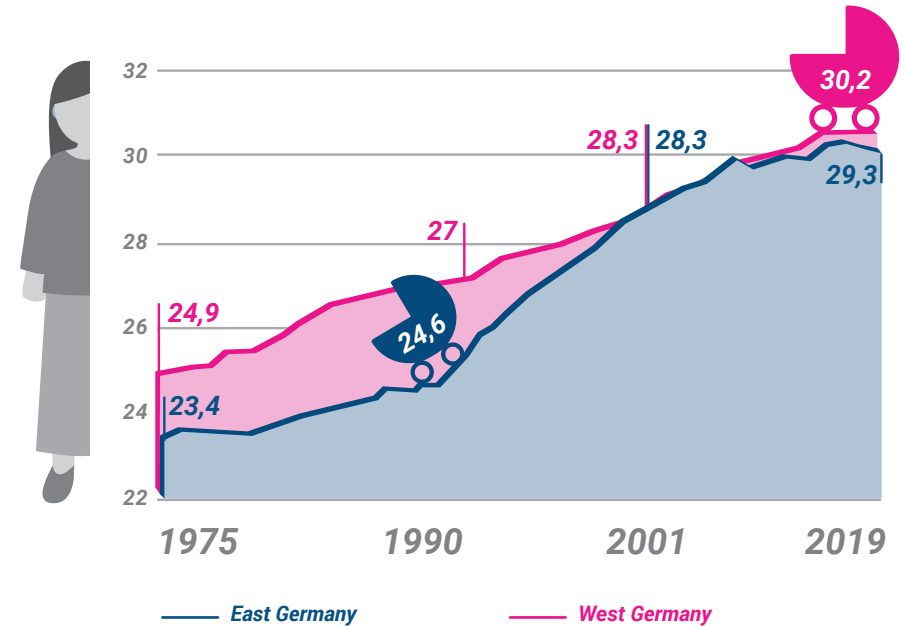
Source: Bundesagentur für Arbeit - Der Arbeitsmarkt in Deutschland 2018

AGE AT BIRTH OF THE FIRST CHILD

The average age of mothers at the birth of their first child adjusted very quickly after the reunification. In 1990, the east-west difference was still 2.4 years. Mothers in eastern Germany were on average 24.6 years old at the birth of their first child; in West Germany the average age of expectant mothers was 27 years.

By the turn of the millennium this difference had vanished. In 2001, the first child was born in both East and West at an average age of 28.3 years. Since then, mothers in both West and East Germany have been getting older and older at the birth of their first child. According to the latest data, however, the average age fell slightly again last year.

AVERAGE AGE OF THE MOTHER AT THE BIRTH OF THE FIRST CHILD



Source: Statistisches Bundesamt



CHAPTER III:

FUN FACTS

FOOTBALL CLUBS IN THE 1. BUNDESLIGA

East German football clubs in the 1st Bundesliga are unfortunately still in short supply. In none of the 29 seasons since German reunification more than two clubs from the East competed in Germany's highest league.

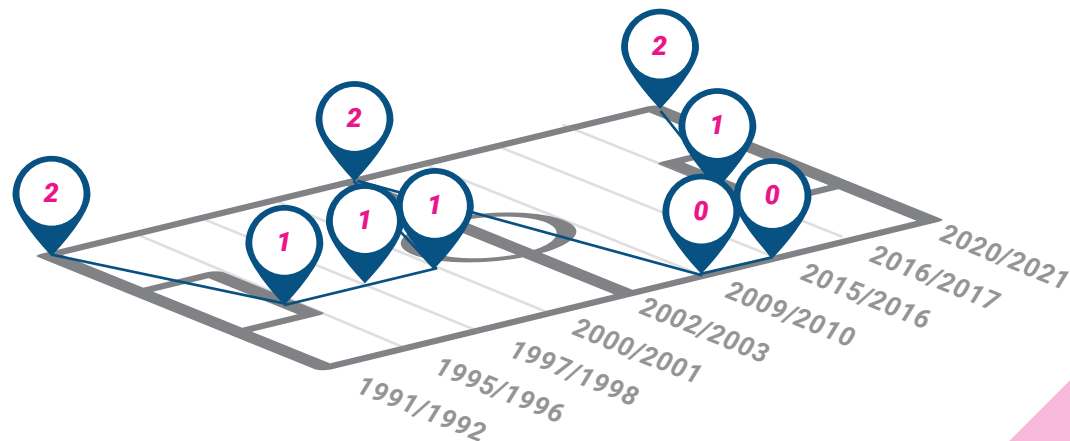
Between 2009 and 2016 the situation was particularly bad: during this period, no eastern club was active in the 1st Bundesliga. This changed when RB Leipzig were promoted to the top league. In their first season they came in second.



BETWEEN 2009 AND 2016 NO EASTERN CLUB WAS ACTIVE IN THE 1ST LEAGUE.

Since the 2019/2020 season, there are again two eastern clubs in the Bundesliga. In addition to RB Leipzig, the East Berlin cult club Union Berlin is now also competing in the 1st Bundesliga.⁷

NUMBER OF EAST GERMAN FOOTBALL CLUBS IN THE 1. BUNDESLIGA



Source: weltfussball.de, own calculations

⁷ With Hertha BSC, there is a second Berlin club in the 1st Bundesliga. However, the club is based in the district of Charlottenburg-Wilmersdorf in the west of Berlin.

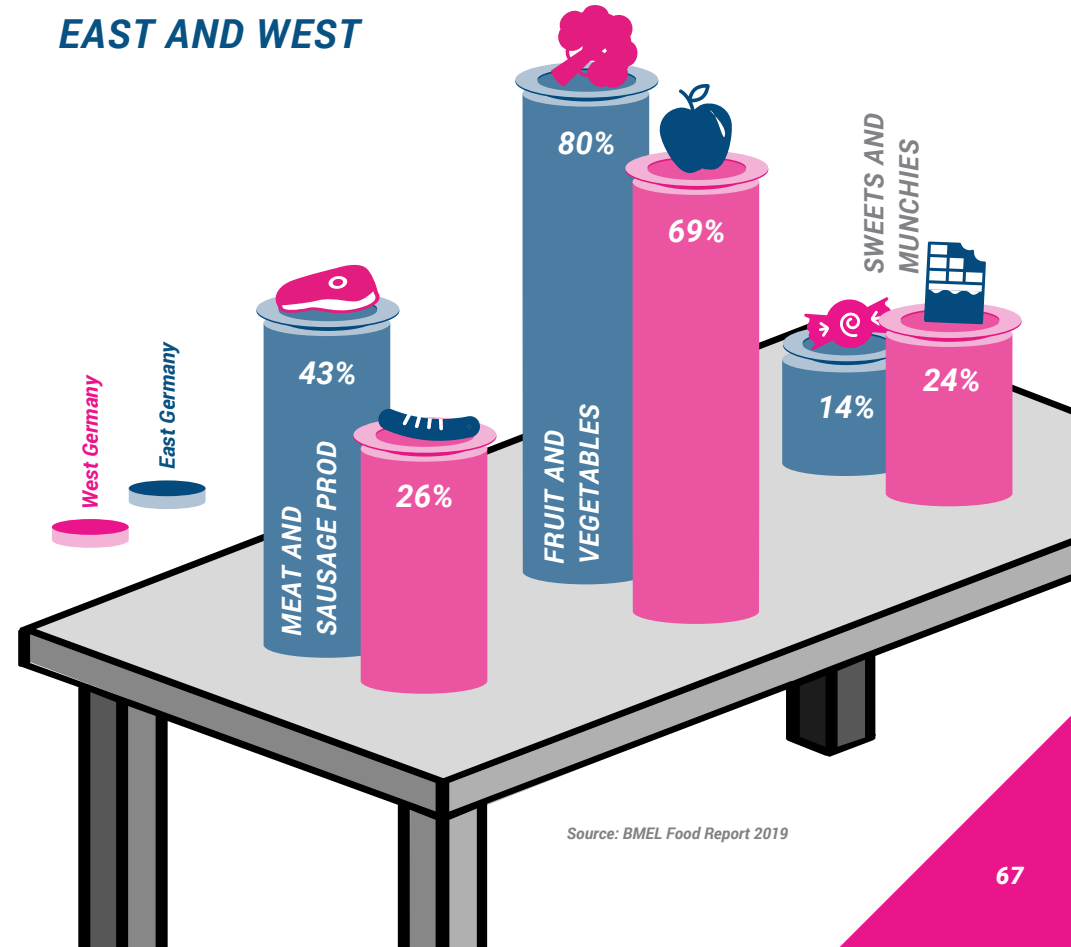
EATING HABITS

In terms of eating habits, there are still some differences between East and West. In the East, 43 percent of people eat meat or sausages every day. In the West this proportion is only 26 percent.

On the other hand, fruit and vegetables are also eaten more frequently in eastern Germany. 80 percent of people in the East and 69 percent of people in the West eat fruit and vegetables every day.

In West Germany, people eat sweets and snacks more often. 24 percent of people in the West say that they eat sweets or snacks every day, compared to only 14 percent in the East.

EATING HABITS IN EAST AND WEST



Source: BMEL Food Report 2019

CHRISTMAS TRADITIONS



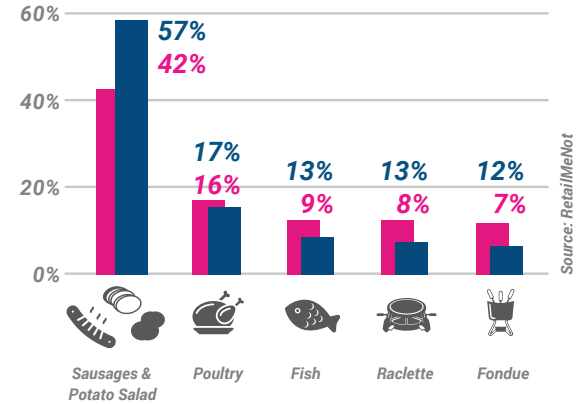
CHRISTMAS IS THE BIGGEST FESTIVAL OF THE YEAR IN EAST AND WEST GERMANY

Christmas is the biggest celebration of the year in East and West Germany. For this reason people are also prepared to spend a lot of money on presents. In 2019, respondents in the West planned to spend slightly more on gifts than in the East (285 euros vs. 265 euros).

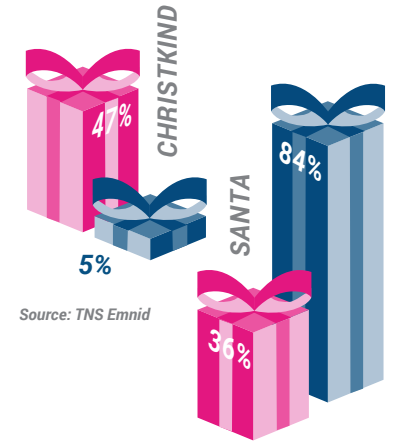
While in the East these gifts are mainly brought by Santa Claus, it's the "Christkind" who is responsible for delivering gifts in the West.

But there is wide agreement about Christmas dinner. In both East and West, sausages and potato salad are the most popular Christmas food. 57 percent of eastern and 42 percent of western households serve these for Christmas.

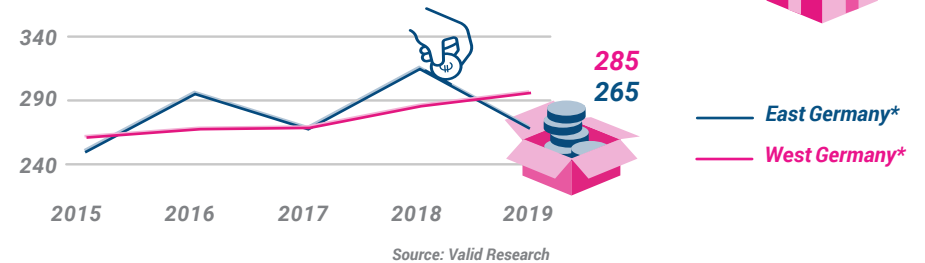
CHRISTMAS DINNER (PERCENTAGE OF RESPONDENTS WHO USUALLY EAT THE FOLLOWING ON CHRISTMAS EVE)



BRINGER OF CHRISTMAS PRESENTS



PLANNED EXPENDITURE FOR CHRISTMAS PRESENTS



**Legends apply to all graphics on page 69

WEDDINGS AND DIVORCES



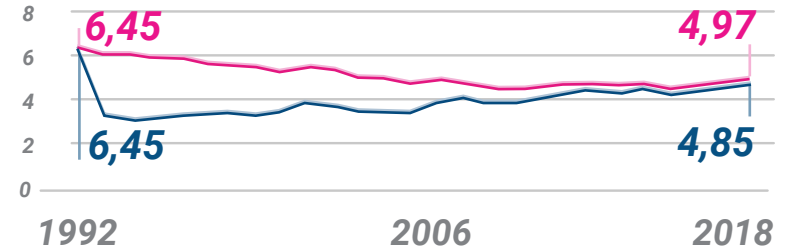
IN EAST GERMANY, THE RATIO OF MARRIAGES VS. DIVORCES IS HIGHER THAN IN THE WEST.

West Germany is ahead of East Germany both in marriages as well as in divorces per inhabitants.

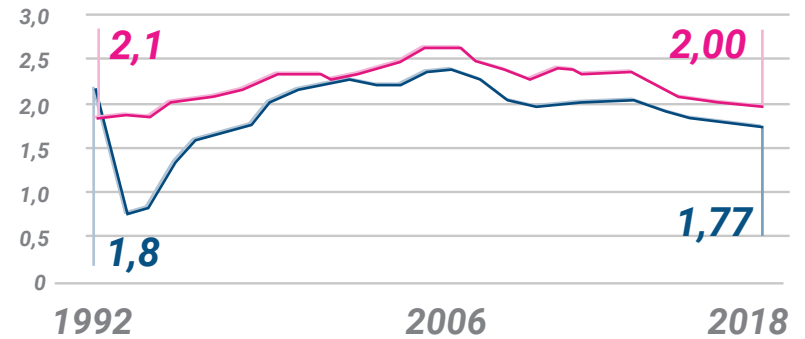
In 2018, marriages per 1,000 inhabitants stood at 4.97 in the West and 4.85 in the East. The West is slightly ahead in divorces. In West Germany, there were about 2 divorces per 1,000 inhabitants, in East Germany the number is about 1.77.

If one compares the number of marriages and divorces, the East has been ahead since 2005. At present there is one divorce per 3.35 marriages in the East whereas in the West there is one divorce per 2.97 marriages.

MARRIAGES PER 1,000 INHABITANTS



DIVORCES PER 1,000 INHABITANTS



East Germany

West Germany

Source: Statistische Ämter des Bundes und der Länder, own calculations



FIRST NAMES

In 2019, certain first names were equally popular in East and West Germany.

Among the girls, Hanna/Hannah, Emma and Mia were in the top five of the most common first names given to children.

East and West agree on some boys names as well: Ben and Paul are popular choices. The name Ben topped the rankings in both parts of Germany in 2018.

FIRST NAMES IN RANKING

GIRLS 			BOYS 	
EAST	WEST		EAST	WEST
HANNA / HANNAH	SOPHIA/SOFIA	1.	EMIL	NOAH
EMMA	EMMA	2.	KARL/CARL	LEON
MIA	HANNA/HANNAH	3.	OSKAR/OSCAR	BEN
FRIEDA / FRIDA	EMILIA	4.	BEN	PAUL
KLARA / CLARA	MIA	5.	PAUL	FELIX

Source: Gesellschaft für deutsche Sprache e. V.⁸

⁹The first names refer to the assigned first names; Second given names do not play a role in the ranking.

PURCHASING BEHAVIOR



PEOPLE IN EAST AND WEST GERMANY PURSUE SLIGHTLY DIFFERENT STRATEGIES WHEN PLANNING THEIR PURCHASES.

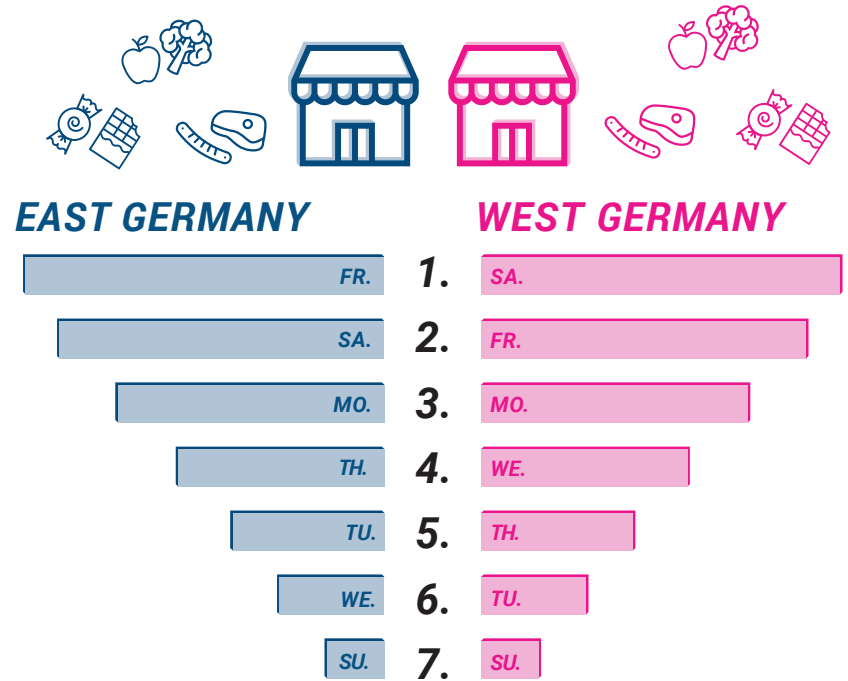
When planning for their shopping, people in East and West Germany pursue somewhat different strategies.

While people in East Germany prefer to go shopping on Fridays, people in West Germany prefer to do their shopping on Saturdays.

Monday is the third most popular shopping day in East and West Germany. Not surprisingly, Sunday comes in last place in both East and West.

Only 1.3 percent of people in the East and 1.5 percent of people in the West use Sunday for their daily shopping.

PREFERRED SHOPPING DAYS¹⁰



Source: *Verbrauchs- und Medienanalyse - VuMA 2020*

¹⁰ Preferred shopping days for everyday goods (food, beverages, etc.) in 2019



Friedrich Naumann Foundation for Freedom

Karl-Marx-Straße 2

14482 Potsdam

www.freiheit.org